


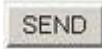
As part of normal operation — PayPal automatically redirects the customers to the HYPrLock online web site after a purchase. If you clicked on  and chose to pay by Credit Card and not PayPal account, you come to a similar screen as the one just below —

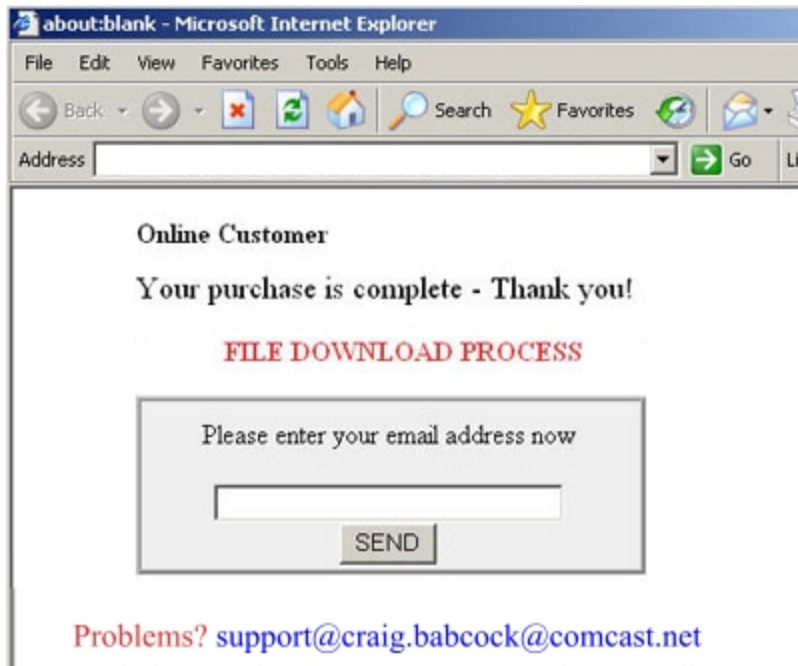



—Please be sure to click on  button that starts HYPrLock's Automatic Purchase System used by *-KTI- E-Books*.

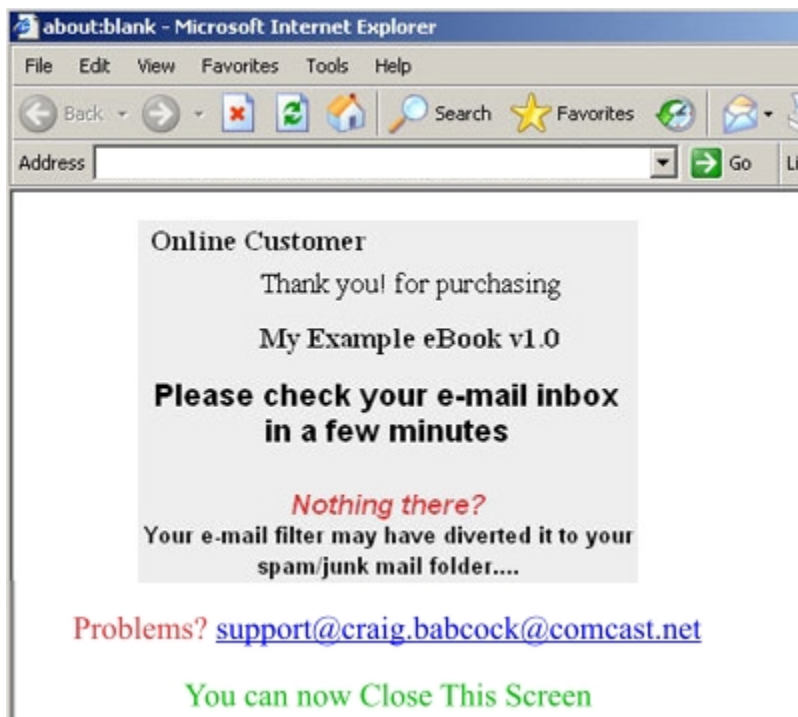
The HYPrLock Automatic Purchase System “hardware” locks each E-Book to a single computer that requires a unique password. When you click on the Buy Now button you enjoy the security of the PayPal Secure Server and the choice of using 1 of 4 major independent credit cards or your PayPal account.



No matter which payment method you choose the next screen requires entering the same Email address used for purchase and then clicking on 



After entering the same Email address used for purchase and clicking on  you will see a **Thank You** message window telling you to check your Email inbox.



Open the Email message from the Triple7Center and click on the download link to download the PDF/eBook distribution package.

This is an automatically generated e-mail. Please do not reply to this message.

Online Customer

Thank you for purchasing

--test-- v1.0

Click on the link below to download.

[--test--.exe](#)

Problems? support@craig.babcock@comcast.net



It is much like installing any program from the internet, such as **Adobe Reader** (we suggest having an Adobe Reader installed and updated on you computer). Go slowly, read the instructions carefully and follow what they are telling you to do. Choose to run the file as opposed to save it and your system will probably warn you that “the publisher could not be verified”, but choose run anyway.

It should give you a choice of where to install it (default location is recommended) and then choose to **Install**. When it has installed, choose to Run...YES

Once the download distribution package is run or installed; **-KTI- E-Book** is created automatically with a desktop icon.



After installation, user authorization is validated through your internet connection first time your run the **-KTI- E-Book** (this is a one time operation). The **local** HYPrLock security system (in the PDF/eBook) connects with the HYPrLock **online** security system to confirm the purchase.

Enter the same Email address used for the purchase and click on

Get Password

Download Validation

NOTE: If you pre-purchased this software your password must be downloaded.

- 1) **Connect to the Internet**
- 2) **Enter your purchase email address.**
- 3) **Click the "Get Password" button.**

Enter eMail address
Get Password Buy Password

Problems? support@craig.babcock@comcast.net

After entering your Email address and clicking the HYPrLock will attempt to Validate the customers purchase. If successful, HYPrLock will instantly issue you a password to unlock the PDF/eBook (this is a one time operation).

Thank You

***THIS IS YOUR (CASE-SENSITIVE) PASSWORD FOR KEY# (583)**

XLK379WHN


Save a copy of your password

Next

[Program will close to activate the password](#)

Depending on how you paid, your credit card will show a charge from PayPal, or your PayPay account will show a transaction.

Problems? support@craig.babcock@comcast.net

In the box on the screen, enter the case-sensitive password exactly as it is given to you on the screen and the click . The **KTI- E-Book** should open in a PDF window and the password will automatically fill in. If it does not fill in, click CANCEL and use your desktop icon to start the E-book. 

WRITE DOWN AND SAVE THE PASSWORD and KEY # and we Thank You.